

www.rupamgroup.com

SWITCH BOARD & CONTROL PANEL COMPONENTS & ACCESSORIES



Commitment of Quality




**CRAFTED WITH
EXPERTISE**

INDEX

SWITCH BOARD & CONTROL PANEL COMPONENTS & ACCESSORIES

| | |
|---|----|
| NEUTRAL, EARTH & FUSE BARS | 52 |
| RAIL MOUNTING COMPONENTS | 52 |
| MOULDING INSERTS & INDUCTION FOR SWITCHES | 53 |
| TRANSMISSION COMPONENTS | 54 |



NEUTRAL, EARTH & FUSE BARS

Neutral Links/Bars are used as an accessory in Panel Boards & Electrical Board in Industries like Electrical, Electronics & Telecommunications. It is considered as a backbone in Building Circuit Protections such as MCB, Switchgears, Circuit breaker, RCB etc.

We are also manufacturing Distribution blocks consisting in and out termination. In some of the products we are supplying along with insulation support as per customer needs.

Range: from 2Way to any size upto customer's design or requirements.

Finish: Natural / Nickel / Chrome/ Any coating as per customer's specification.




RAIL MOUNTING COMPONENTS

A metal Rail of a standard type widely used for mounting circuit breakers and industrial control equipment inside equipment racks. We serve components required for rail mounting terminals in Brass as well as steel.

Range: Bus Bars 35 mm² to 300 mm²

Finish: Natural / Nickel / Any coating as per customers specification.



MOULDING INSERTS & INDUCTION FOR SWITCHES

We are pioneer manufacturer of Brass threaded inserts for plastics industries, communication equipments, automotive industries, -electrical & Wiring device cases etc. We offer a full line of brass inserts for all methods of installation, including: ultrasonic, heat, thermal, predd-in and mold-in. These parts are use in switch contacts, moulding inserts, and different varieties used for modular switches, MCBs, MCCBs.

Although we produce various brass inserts as per custom design & specification, we have standard series of Threaded Inserts such as Straight Hole, Blind (Closed bottom), Collar Inserts, Ultrasonic, Press in, Tri Slotted Inserts etc.

Collar Series inserts provides Options to use Flange to make Electric Contact

Ultrasonic series thread inserts having Opposite Diagonal Knurls provide excellent Torque Resistance
Vertical Undercuts in Tri Series Provides Superior Tensile Strength


Straight, Diamon, opposite diagonal etc. are the knurling options available to give solid gripping to Molding applications.

Blind thread or closed bottom Inserts prevents plastic from entering the bottom of the insert.

Range: Thread Size M1.6to M50. BA, BSW, BSPT, BSF & American Threads like UNC, UNF, UNEF & NPT.

Finish: Natural/Nickel/Any coating as per customers specification.

TRANSMISSION COMPONENTS



An electrical contact is an electrical circuit component found in electrical switches, relays and breakers. It is composed of two pieces of electrically conductive metal that pass electrical current or insulate when the gap between them is closed or open. We are using high grade of brass which has excellent conductivity as well as fully extrusion which gives extra ordinary tightening torque to clamp the wire.

We are also manufacturing Distribution blocks consisting in and out termination. In some of the products we are supplying along with insulation support as per customer needs.

Range: 16 Amp to 1000 Amp

Finish: Natural/Nickel/Any coating as per customers specification.